

YADKIN COUNTY

STATE OF THE COUNTY HEALTH REPORT

2016

YADKIN COUNTY SOTCH REPORT

- County Data
 - Leading Causes of Death
- Continued Health Concerns
- Emerging Health Issues
- CHA Priorities
 - Action Plans
 - Progress
- Trending Data
- New Initiatives

COUNTY DATA

YADKIN COUNTY SOTCH REPORT

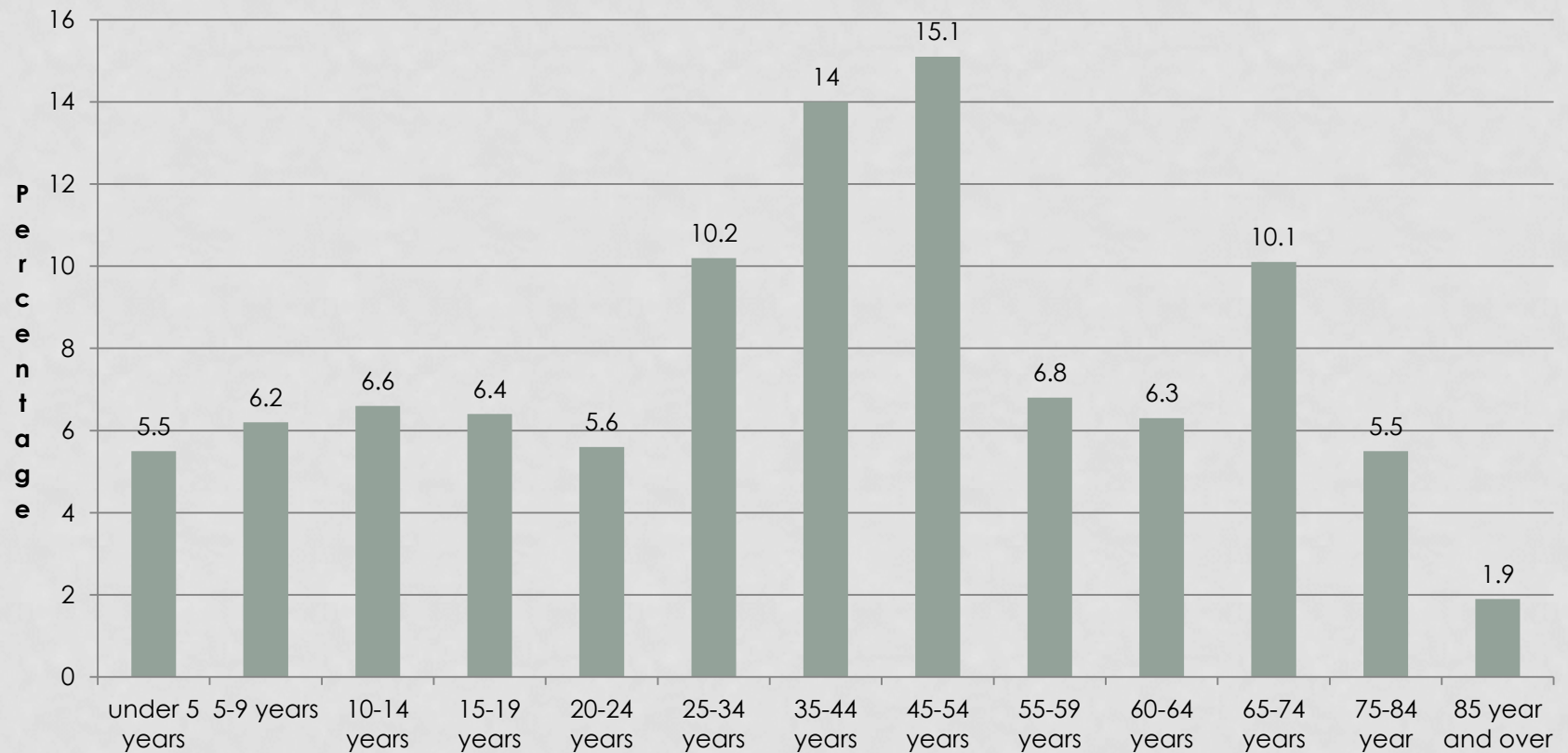
COUNTY INFORMATION: SNAP SHOT

People QuickFacts	Yadkin County	North Carolina
Population, 2015 estimate	37,585	10,042,802
Persons under 5 years, percent, 2015	5.2%	6%
Persons under 18 years, percent, 2015	21.6%	22.8%
Persons 65 years and over, percent, 2015	18.8%	15.1%
Female persons, percent, 2015	50.4%	51.3%
White persons, percent, 2015(a)	94.2%	71.2%
Black persons, percent, 2015(a)	2.5%	22.1%
Persons of Hispanic or Latino Origin, percent, 2015(b)	10.9%	9.1%
Language other than English spoken at home, percent age 5+, 2011-2015	8.6%	11.2%
High school graduate or higher, percent of persons age 25+, 2011-2015	77.5%	85.8%
Bachelor's degree or higher, percent of persons age 25+, 2009-2013	11.9%	28.4%
Median household income, 2011-2015 (in 2015 dollars)	\$37,796	\$46,868
Persons in poverty, percent	16.3%	16.4%

(2011-2015 American Community Survey)

POPULATION BY AGE (2011-2015)

Population by Age



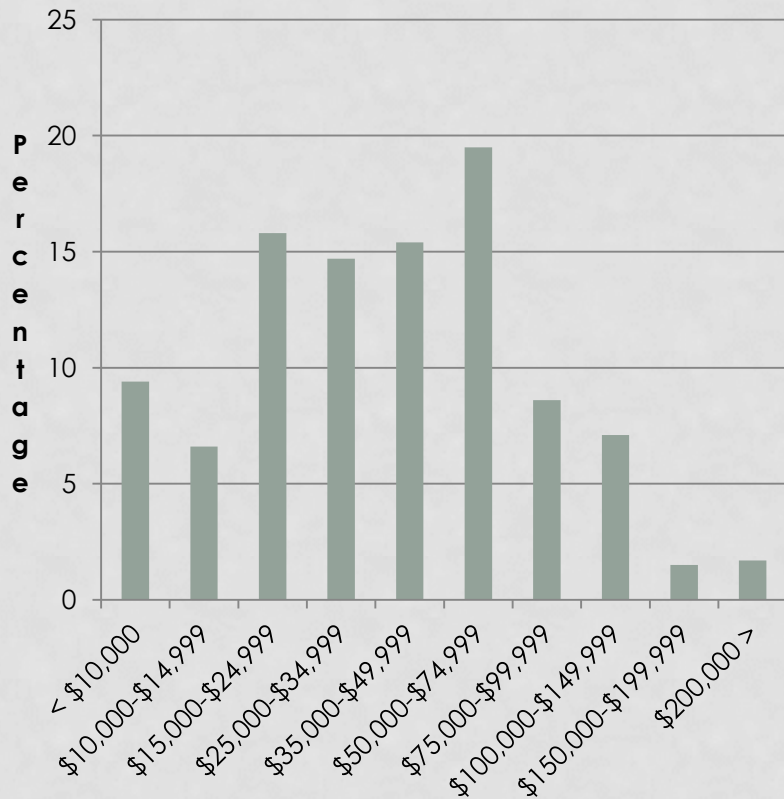
(2011-2015 American Community Survey)

ECONOMIC CHARACTERISTICS

- 56% of the population is in the workforce
- The November 2016 prelim., 2015 unemployment rate is 4.1% (NC Dept. of Commerce, AccessNC)
- Yadkin County has a Tier 1 designation (NC Dept. of Commerce, AccessNC)
- 23% of Yadkin County residents reside in rental properties (NC Dept. of Commerce, AccessNC)
- *In Yadkin County, 2,454 families have children under age 6, and of those, 47.8% have both parents working.*
- *The number of families with children between ages 6 and 17 is 5,641, and 63.2% of those families have both parents working.*

INCOME & BENEFITS

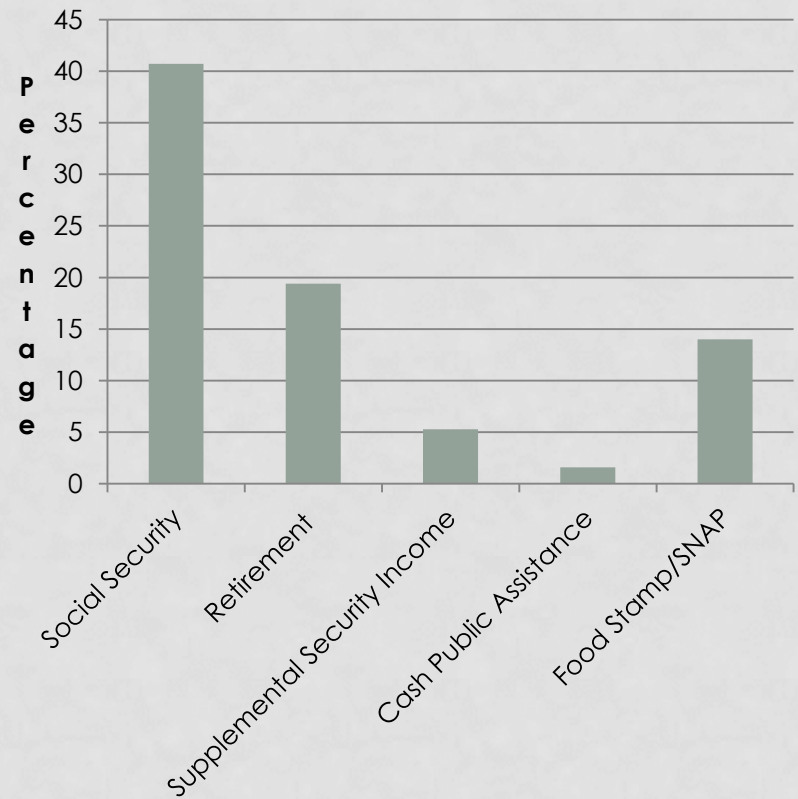
Total Household Income



The average:

- Social Security income is \$16,260
- Retirement income is \$17,728

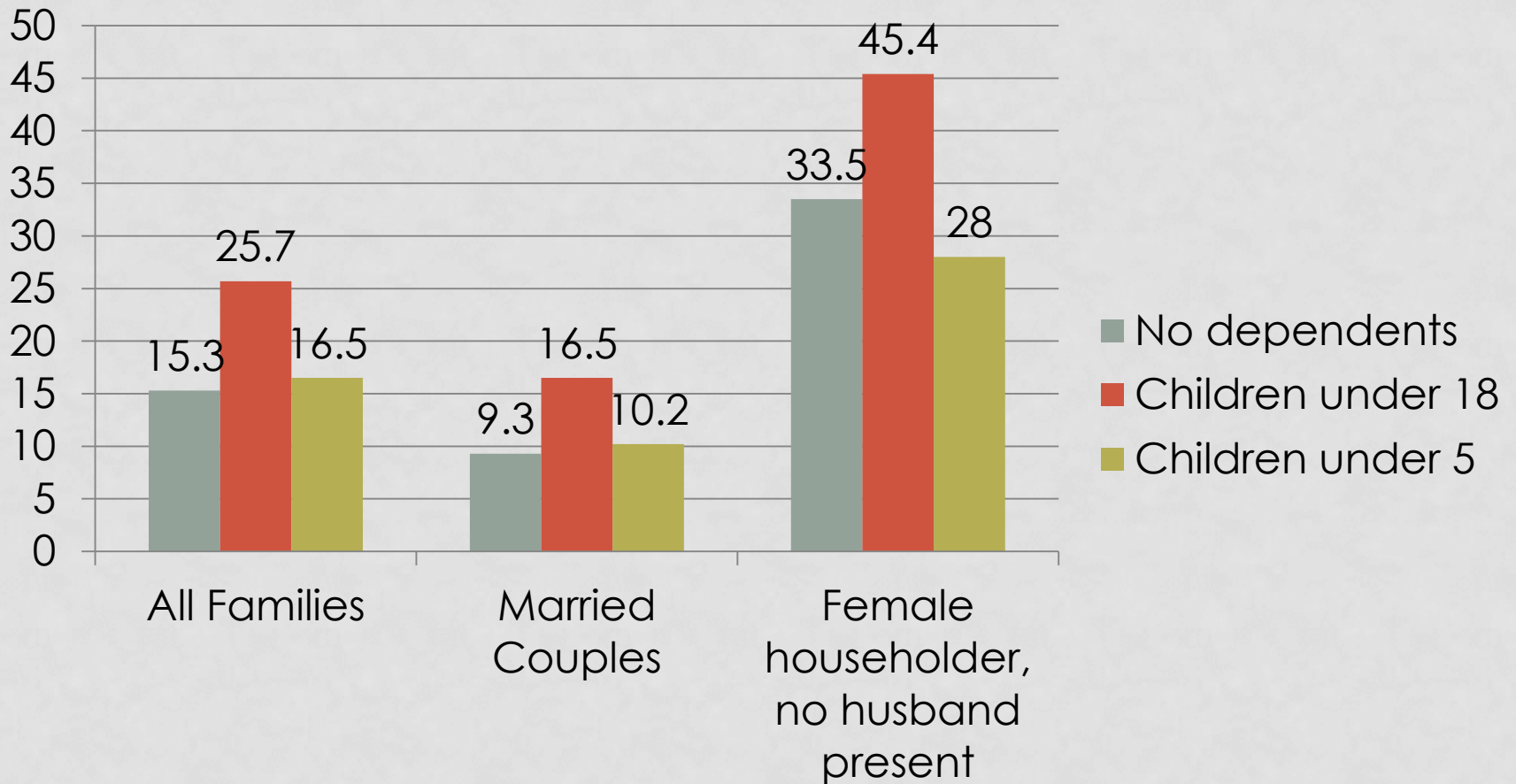
Supplemental & Other Income



- Supplemental Security income is \$8,201
- Cash public Assistance is \$4,494

FAMILIES IN POVERTY

(PAST 12 MONTHS)



LEADING CAUSES OF DEATH

		# OF DEATHS	DEATH RATE
RANK	CAUSE OF DEATH:		
0	TOTAL DEATHS - ALL CAUSES	2,073	1091.9
1	Diseases of the heart	480	252.8
2	Cancer – all sites	450	237.0
3	Chronic lower respiratory diseases	143	75.3
4	Cerebrovascular disease	133	70.1
5	Other Unintentional injuries	92	48.5
6	Alzheimer's disease	66	34.8
7	Pneumonia & influenza	65	34.2
8	Diabetes mellitus	63	33.2
9	Nephritis, nephrotic syndrome, & nephrosis	48	25.3
10	Septicemia	47	24.8

- This list includes all causes of death across **all age groups**
- **0-19** year old age group, the leading causes of death are **pre-natal related/birth defects, unintentional injuries and motor vehicle injuries.**
- **20-39** age group, most top causes of death are related to **unintended injury, suicide and motor vehicle accidents.**
- **40-64** age group, the top causes of death are **cancer, heart disease, and diabetes.**
- **65-84** age group (highest incidence of death) these are related to **chronic diseases** such as **cancer, heart and lung disease.**

CONTINUED HEALTH CONCERNS

YADKIN COUNTY SOTCH REPORT

CONTINUED HEALTH CONCERNS

From 2014 SotCH Report

- Teen pregnancy
- Cancer
- Dental health
- Health care access
- Birth risk factors
- Obesity
- Physical activity/nutrition
- Poisonings
- CD/STD

From 2015 CHA Report

- Prescription drug abuse/overdose
- Knowledge and use of available physical activity opportunities
- Chronic disease morbidity and mortality

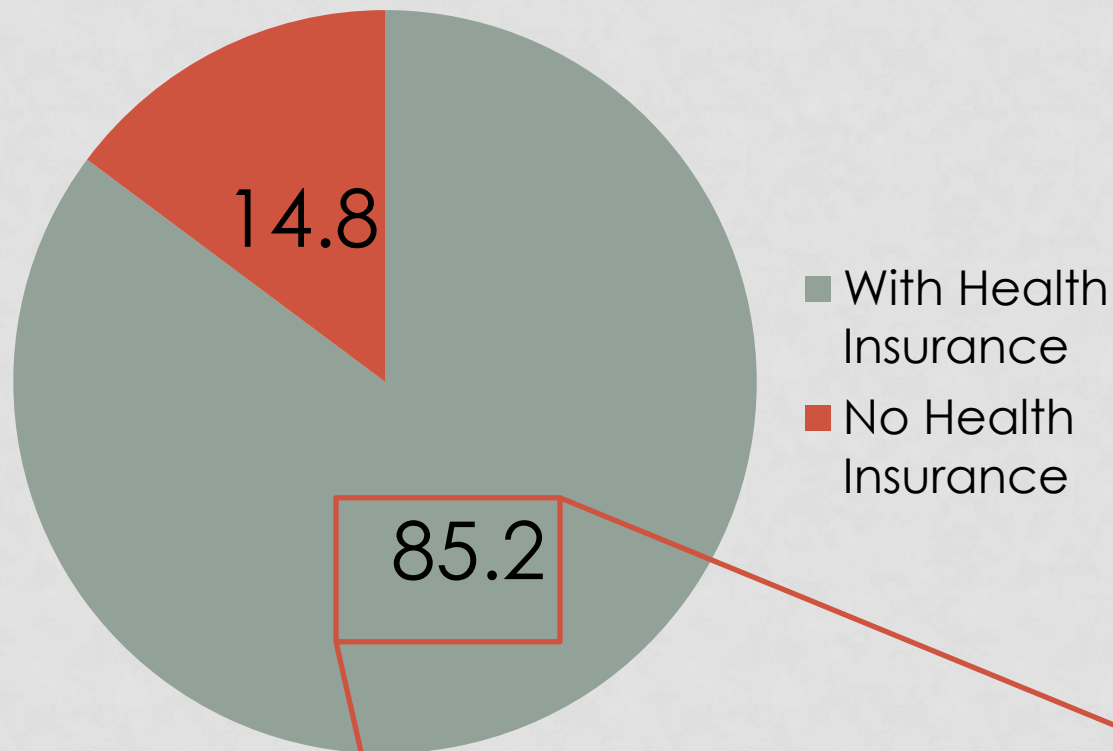
CONTINUED HEALTH CONCERNS: DATA

- Teen Pregnancy (shiftnc.org):
 - Teen pregnancies (15-19): **34** or **29.5/1,000** (2014)
 - 15-17: 10 (*up from 4 in 2014 SotCH*)
 - 18-19: 24
 - Repeat pregnancies: 20.6%
- Cancer (2011-2015)
 - Incidence: 1188 cases; 468.0/100,000 (NC rate is 466.7/100,000)
 - Mortality: 450 deaths; 174.7/100,000 (NC rates is 169.2/100,000)
 - This highest incidence and death of cancer is related to lung cancer, which is one of the most preventable cancers.
- Dental Health:
 - Medicaid enrolled children who use dental services:
 - Ages 1-5: 59.0% (NC is 67.0%)
 - Ages 6-14: 71.0%
 - Ages 15-20: 52.7%
- Yadkin County has not had a calibrated dental assessment since the 2009-2010 school year, of which the data was published in 2012.

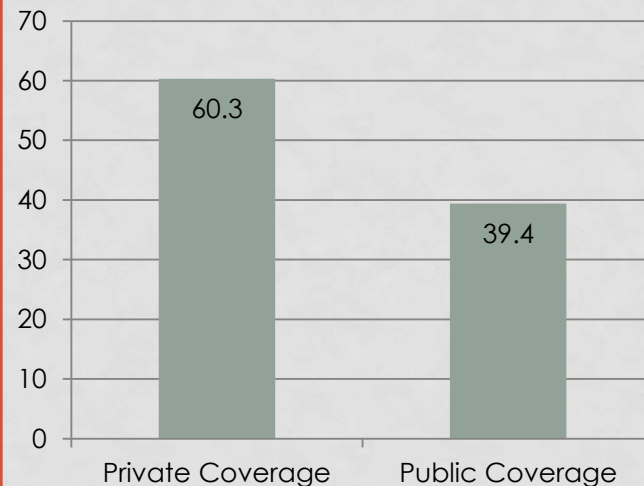
Overall increase since 2014 SotCH report

CONTINUED HEALTH CONCERNS:

Health Insurance Coverage and Providers

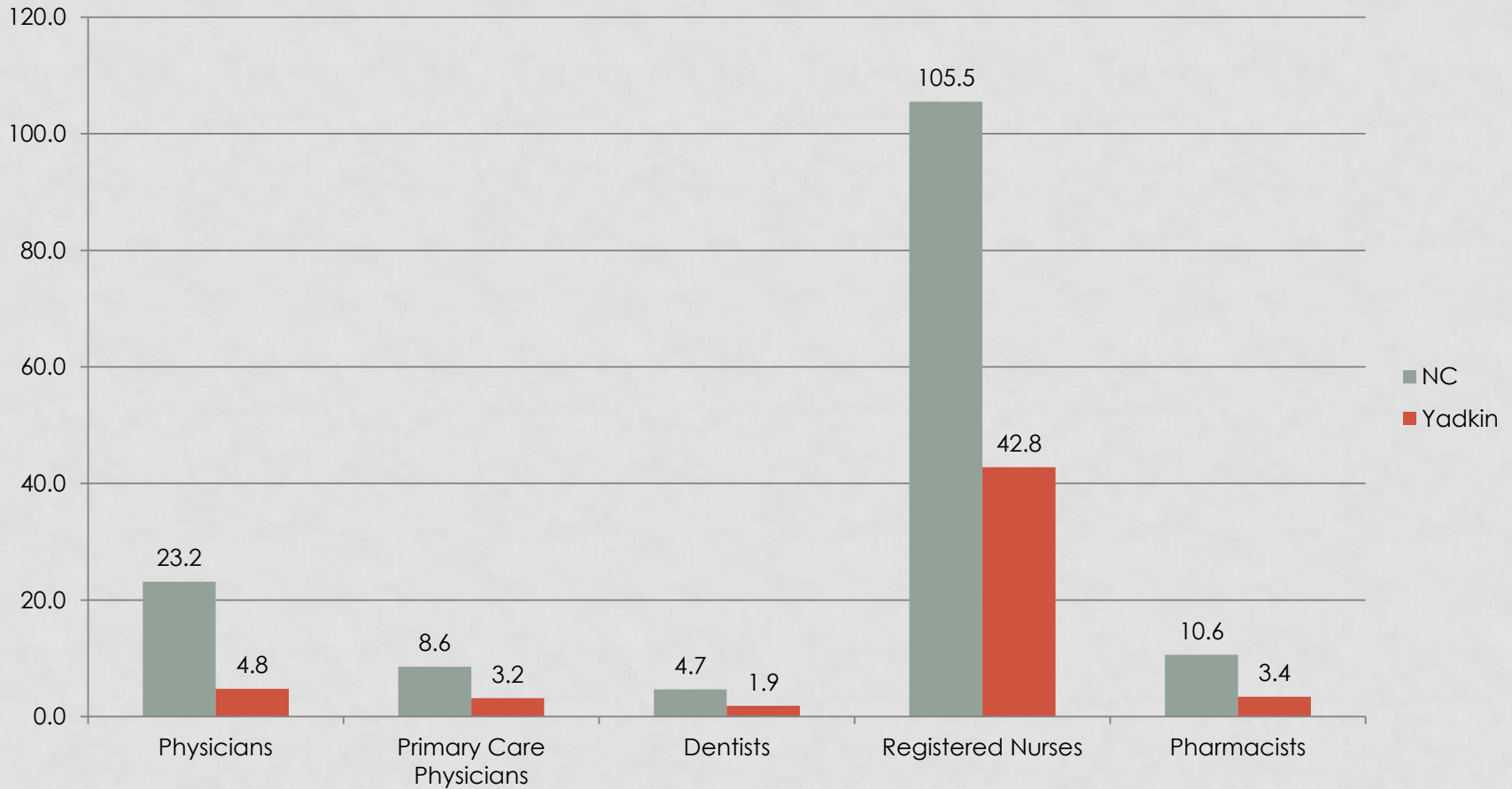


Source of Coverage



Yadkin falls behind the state rate for all health care providers, including physicians, NPs, PAs, RNs, and pharmacists. See the following table for rates. *2012 most recent data

HEALTH PROFESSIONALS *(PER 10,000)*



Source: NC Health Professionals Data Book

CONTINUED
HEALTH
CONCERNS:

Birth Risk Factors

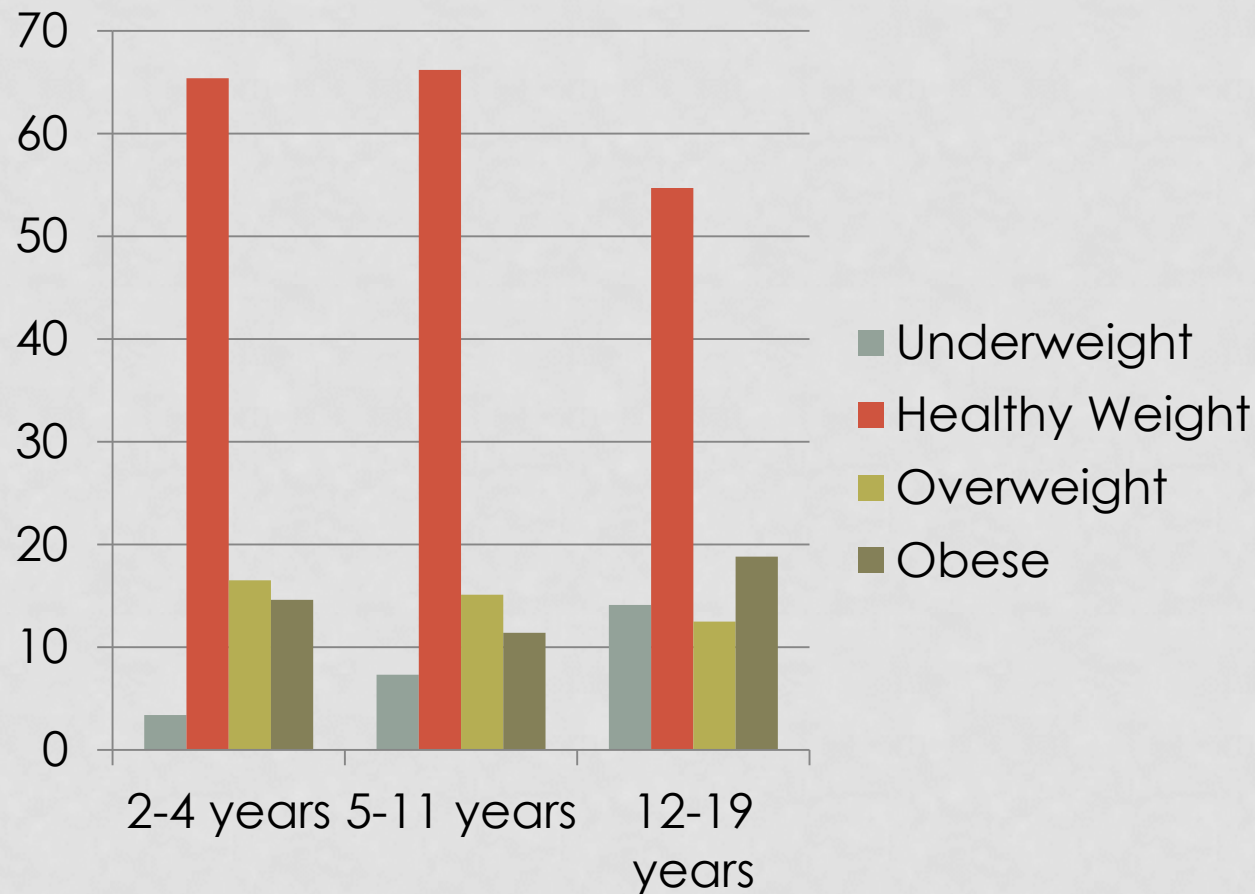
- Approximately 10% of infants were born preterm
- 10.8% of infants were born at a low birth weight
- 9 infants were born to women under the age of 18
- 18% of mothers had less than a high school education and 33% were unmarried
- 11% of births in 2015 were to a woman who received very late (third trimester) or no prenatal care
- 18.3% of babies were born to women who smoke
- Over 50% were overweight or obese pre-pregnancy

CONTINUED HEALTH CONCERNS: NUTRITION & DIETARY

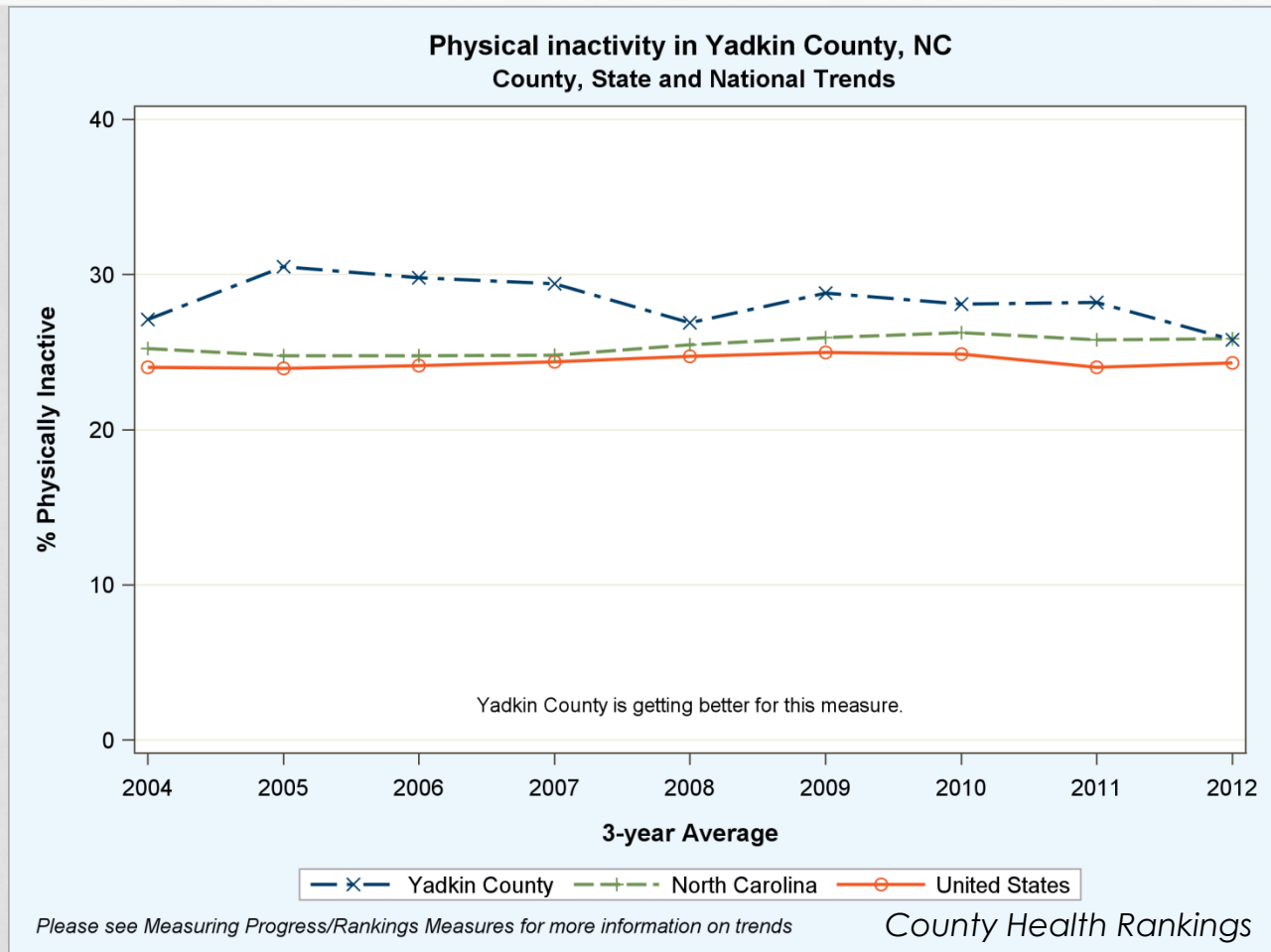
- Adults
 - 42.3% of adults reported consuming fruit less than one time daily.
 - 22.4% of adults reported consuming vegetables less than one time daily.
- Adolescents
 - 42.7% of adolescents reported consuming fruit less than one time daily.
 - 38.7% of adolescents reported consuming vegetables less than one time daily.
- Nutrition access to healthy foods:
 - There are 2 farmers markets in the County, both located in Yadkinville, the County seat.
 - 14% of the population experiences food insecurity (NC is 18%) and of the 4,960 residents who experience food insecurity, 16% are not eligible for SNAP or other nutrition programs
 - Food insecurity in Yadkin County is 13.0%
 - for children under age 18 is 25.6% (NC is 24.6%)

CONTINUED HEALTH CONCERNS: OBESITY

- Adults
 - 32% of adults were obese
- Adolescents
 - 31.3% of children 12-19 are overweight or obese
- Children
 - 30% of children 2-11 are overweight or obese



CONTINUED HEALTH CONCERNS: PHYSICAL ACTIVITY



- 26% of adults report being physically inactive

CHILD HEALTH: SNAP SHOT

- 1 in 4 (8,700) residents is under the age of 18
- 29.7 of children are in poverty
- 27.1% of children in Yadkin live in food insecure households
- 8.9% of children are considered uninsured
- 10.2% are below 200 percent of the poverty level.
- The County infant death rate is 7.8 per 1,000 live births
 - 4 deaths of children 0-17 years (2015)
 - 2 were under 1 year of age
 - Deaths were from prenatal conditions, SIDS, or illness

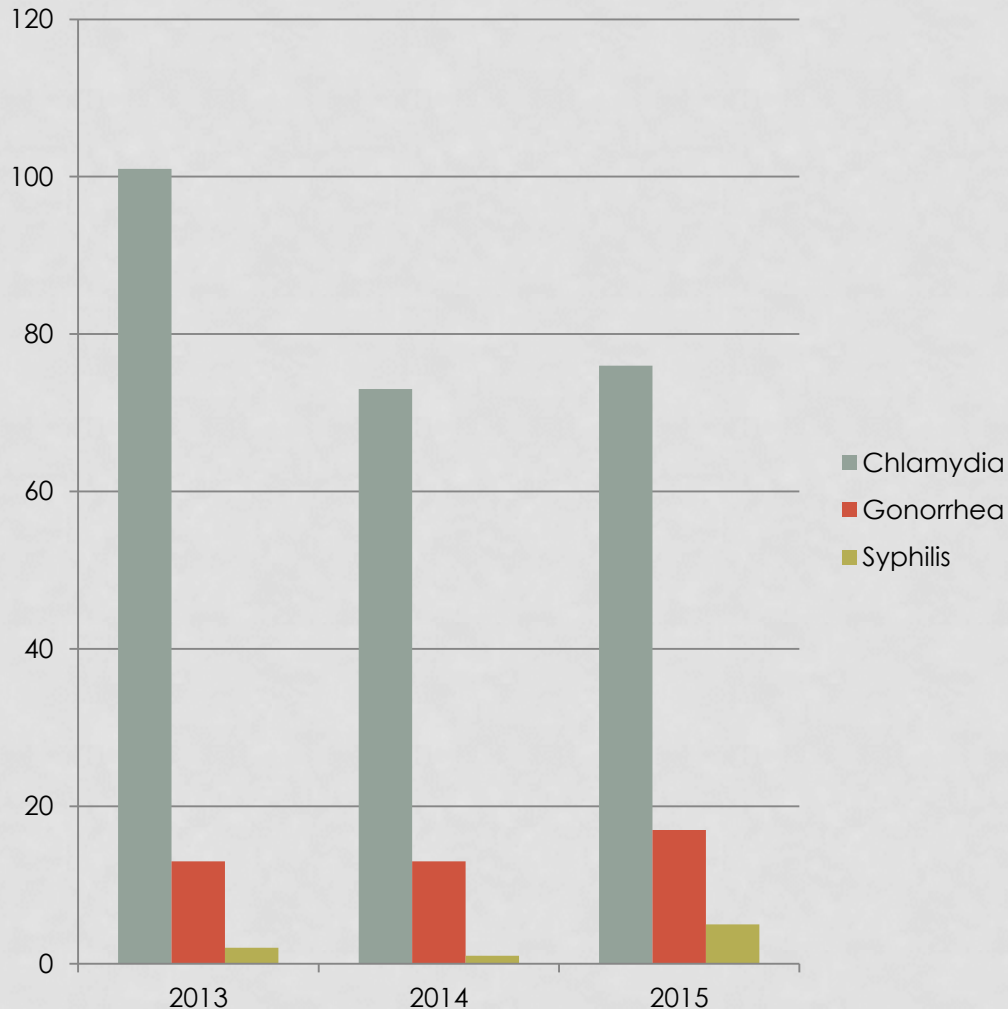
POISONING DEATHS (2009-2015)

- 5 total deaths due to poisoning in 2015, 104 from 2009-2015
- The 5 deaths in 2015 were unintentional. Of the 104, 92% were unintentional
- The unintentional poisoning mortality rate for Yadkin is 27 per 100,000 residents
 - More than twice the state rate, 13
- Of the 5 deaths in 2015, 2 were from heroin and 3 were prescription opiates

Opiate Poisoning Deaths



COMMUNICABLE DISEASE/STDs



- There were 124 confirmed cases of communicable disease
- 98 of these, or 79%, were bacterial STDs
- The average age of the confirmed STD patient was 25, with ages ranging from 15 to 52.
 - 21, or 21%, were between 15-19 years old
- 2 new cases of HIV, no new cases of AIDS

EMERGING HEALTH ISSUES

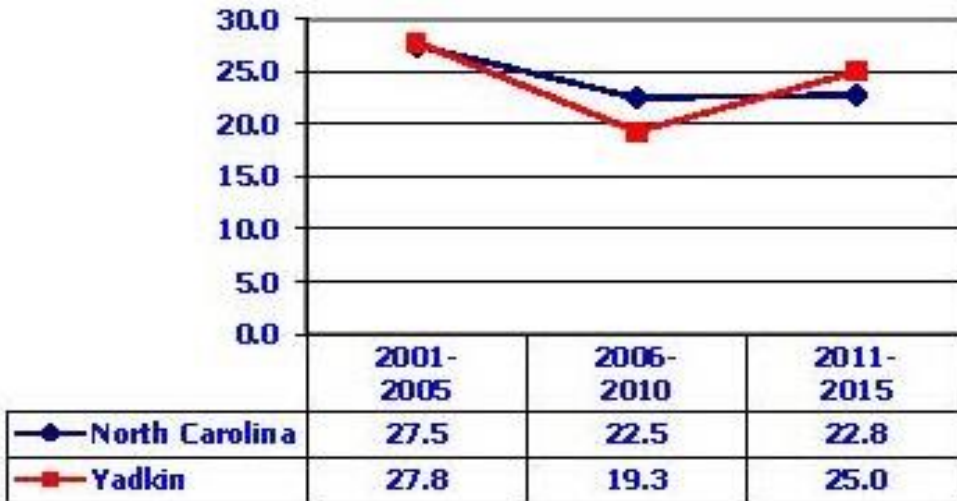
YADKIN COUNTY SOTCH REPORT

EMERGING ISSUES

- The following areas are a concern, as the numbers continue to increase over time:
 - Chronic Diseases
 - Cardiovascular disease
 - Heart disease
 - Stroke
 - Diabetes deaths
 - Unintentional injury (including accidental overdose)
 - Suicide
- Graphs showing the trends follow

Diabetes Deaths

12. Age-Adjusted Diabetes Death Rates per 100,000 Residents



Cardiovascular Disease Deaths

9. Age-Adjusted Cardiovascular Disease Death Rates per 100,000 Residents (Healthy NC 2020 Target=161.5)

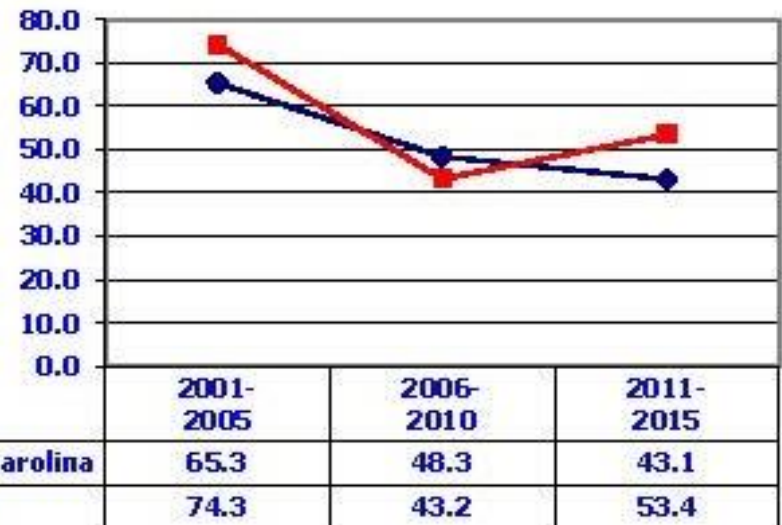


Heart Disease Deaths

10. Age-Adjusted Heart Disease Death Rates per 100,000 Residents



11. Age-Adjusted Stroke Death Rates per 100,000 Residents



Stroke Deaths

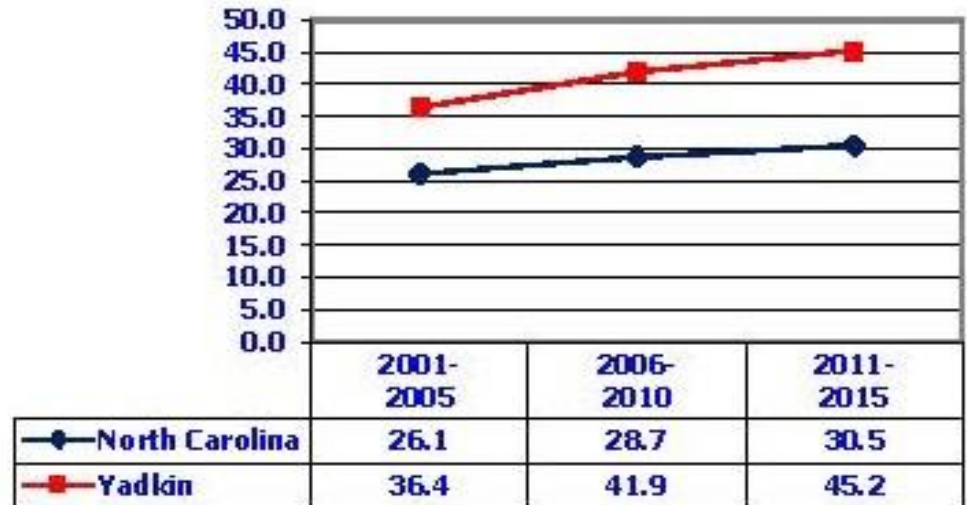
Suicide Deaths

20. Age-Adjusted Suicide Rates per 100,000 Residents
(Healthy NC 2020 Target=8.3)



Unintentional Injury Deaths

18. Age-Adjusted Unintentional Injury Death Rates per 100,000 Residents
(excluding Motor Vehicle Deaths)



COMMUNITY HEALTH ASSESSMENT:
PRIORITIES, ACTIONS PLANS, & PROGRESS

YADKIN COUNTY SOTCH REPORT

LACK OF
PHYSICAL
ACTIVITY AND
PHYSICAL
ACTIVITY
OPPORTUNITIES
IN YADKIN
COUNTY

Priority 1

Action Plan:

- WalkWorks
 - *By 2019, increase physical activity among 19-64 year olds by implementing evidence-based strategies that make walking in the community a safe and accessible pursuit. Program will reach 100 residents per year.*

Progress:

- *The County had three school walking events*
 - *Two were walk at school events*
 - *There was one walk to school event*
 - *Approximately 1,000 students participated count-wide.*

**PRESCRIPTION
MEDICATION
ABUSE AND
ACCIDENTAL
OVERDOSES**

Priority 2

Action Plan:

- Naloxone dispensing campaign
 - *By 2019, establish a working Naloxone dispensing program at the local health department, with an educational component. Evidence will show 6 kits will be dispensed per year over 4 years.*

Progress:

- Policy and standing order are written
- Key staff trained in implementation
- 12 initial kits have been purchased
- Still need: method to conduct on-site kit education and marketing plan

HEALTH ISSUES
RELATED TO
CHRONIC
DISEASE SUCH
AS HEART
DISEASE AND
DIABETES

Priority 3

Action Plan:

- Chronic Disease Self-Management
 - *65% of participants will report increased strength and stamina through better fitness within 6 weeks.*

Progress

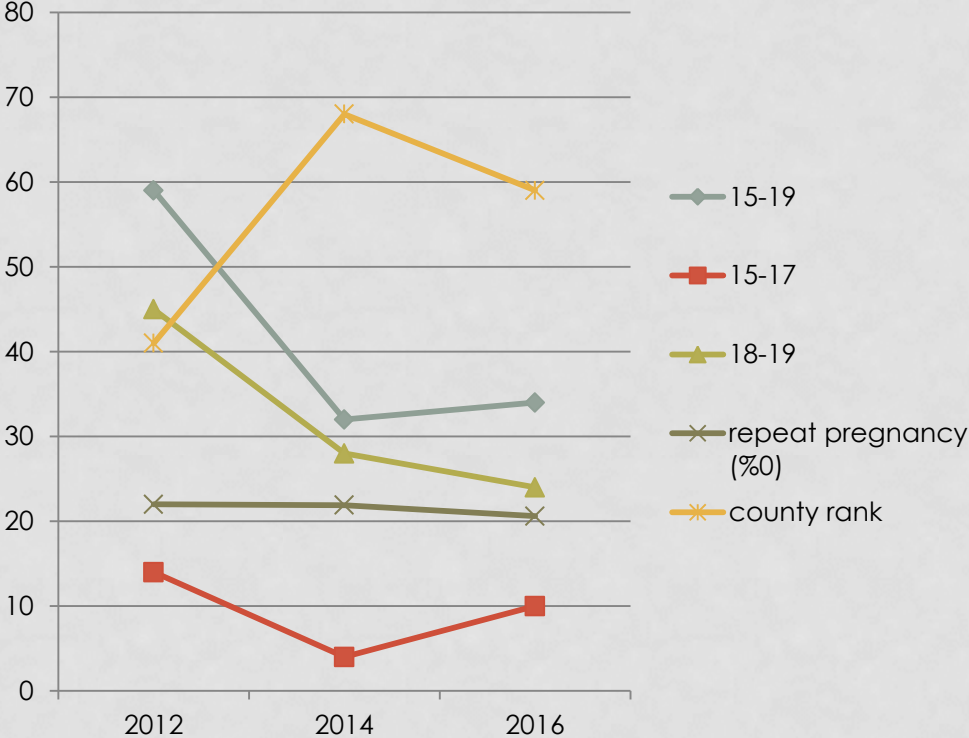
- Health Educator on staff is trained in the curriculum
- PTRC coordination to scheduled course
- Marketing of the course was implemented
- Course was cancelled due to lack of participants.
- Will try again spring/early summer

TRENDING DATA:

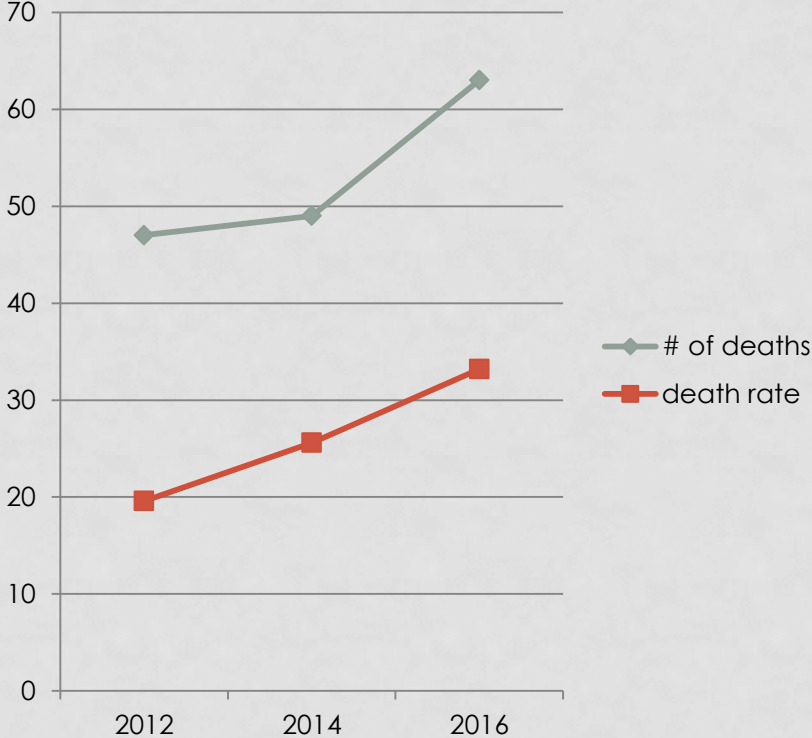
	2012	2014	2016
Teen Pregnancy: total rate	50.3/1,000	28.2/1,000	29.5/1,000
<i>By age group</i>	14 (15-17); 45 (18-19)	4 (15-17); 28 (18-19)	10 (15-17); 24 (18-19)
<i>Repeat pregnancies</i>	22%	21.9%	20.6%
<i>Ranking</i>	41	68	59
Diabetes: deaths	47	49	63
<i>Rate</i>	19.6/100,000	25.6/100,000	33.2/100,000
Dental Care: dentist ratio	1.65/10,000	1.8/10,000	1.9/10,000
Obesity	30%	30%	32%

TRENDING DATA: GRAPHS

Teen Pregnancy

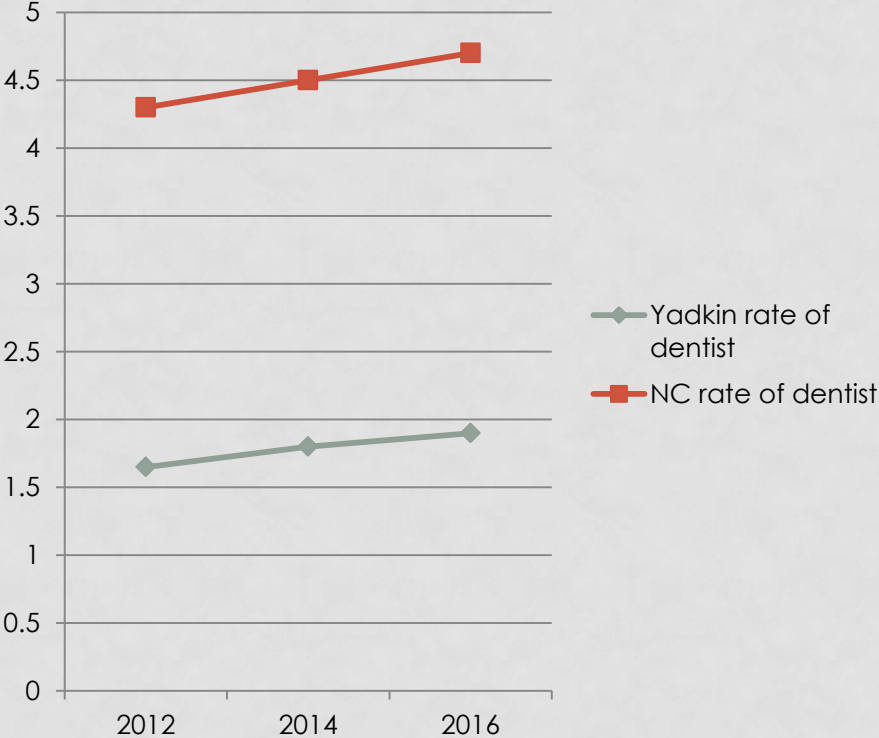


Diabetes

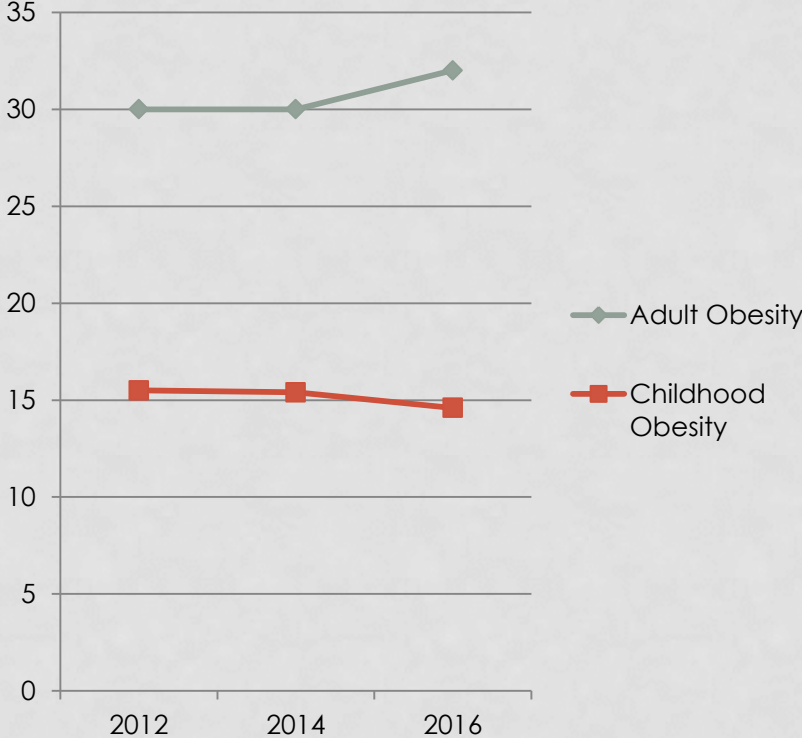


TRENDING DATA: GRAPHS

Access to Dental Care



Obesity



NEW INITIATIVES

- New private dental practice accepting Medicaid
- Dr. Allison Snider, direct primary care
- New urgent care facilities
- Fostering Minds, moved to the hospital

SOURCES OF INFORMATION:

- NC State Center for Health Statistics
- Cecil G. Sheps Center for Health Services
- County Health Rankings
- NC Community Health Information Portal
- The State of Obesity (stateofobesity.org)
- Feeding America, “Map the Meal Gap”
- USDA: “Food Environment Atlas” & “Food Access Research Atlas”
- The Support Center, “Healthy Food Resources in NC”
- NC Child, “Yadkin Child Health County Data Card”
- NC State University, Institute for Emerging Issues
- WUNC



YADKIN COUNTY HUMAN SERVICES AGENCY

Jessica O. Wall, MPH

Assistant Director

jwall@yadkincountync.gov